



RFM Integrated Device, Inc.

PRODUCT SPECIFICATION

Part Number: CDR6008

Description:
DR FILTER, GNSS, 1230 MHz, BW
140, IL 1.7 dB

Preliminary

PART NUMBER :



1. Electrical Characteristics

This filter satisfies Table 1 at Temperature Range : -40 to +85°C

CENTER FREQUENCY :fo=1230 MHz

PASSBAND WIDTH :1160~1300 MHz

INPUT/OUTPUT IMPEDANCE :50Ω

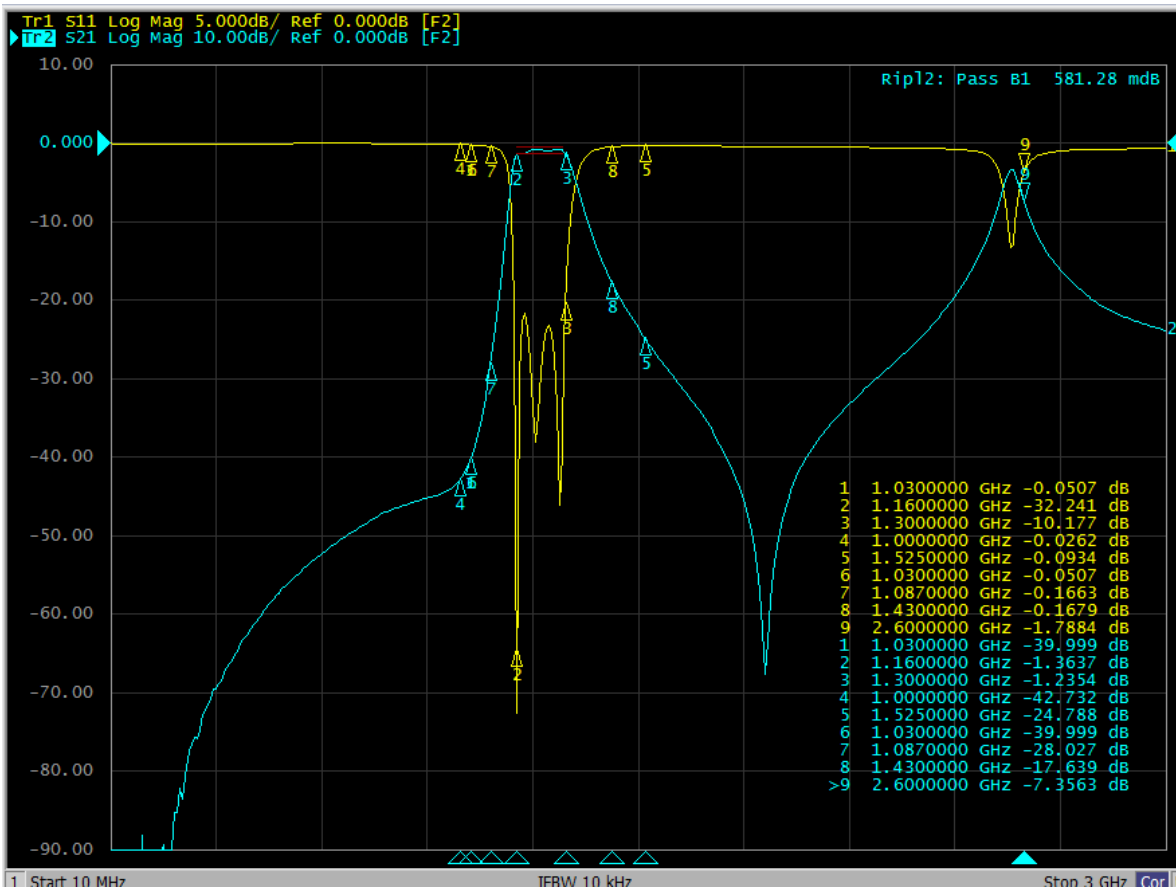
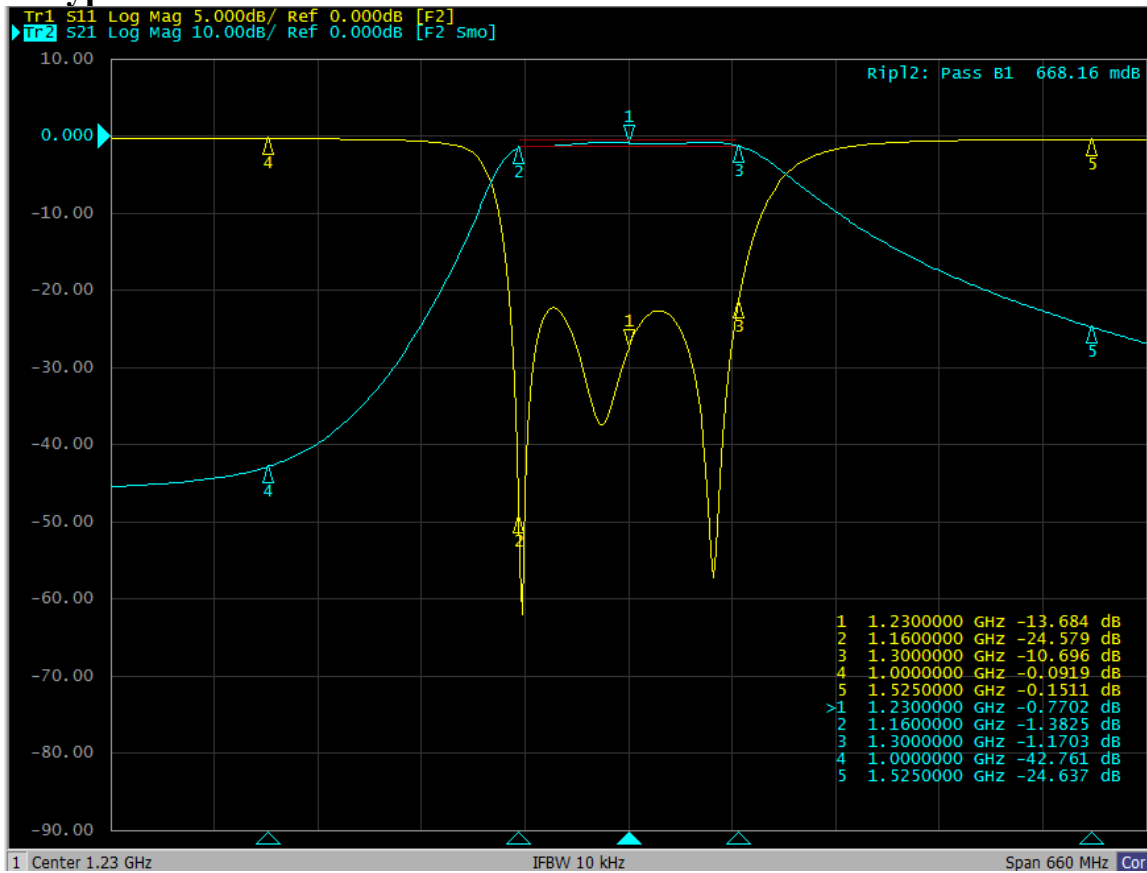
Max. INPUT POWER : 1 W

TABLE 1

NO.	ITEM		SPECIFICATION	
			min	max
1	PASS BAND INSERTION LOSS			1.7 dB
2	PASS BAND RIPPLE			1.0 dB
3	PASS BAND RETURN LOSS		9 dB	
4	STOP—BAND ATTENUATION	at 1000 MHz	20 dB	
		at 1525 MHz	20 dB	
Item NO.4 specifies the absolute value of attenuation.				

※Data is measured EVBboard

2. Typical Electrical Characteristics



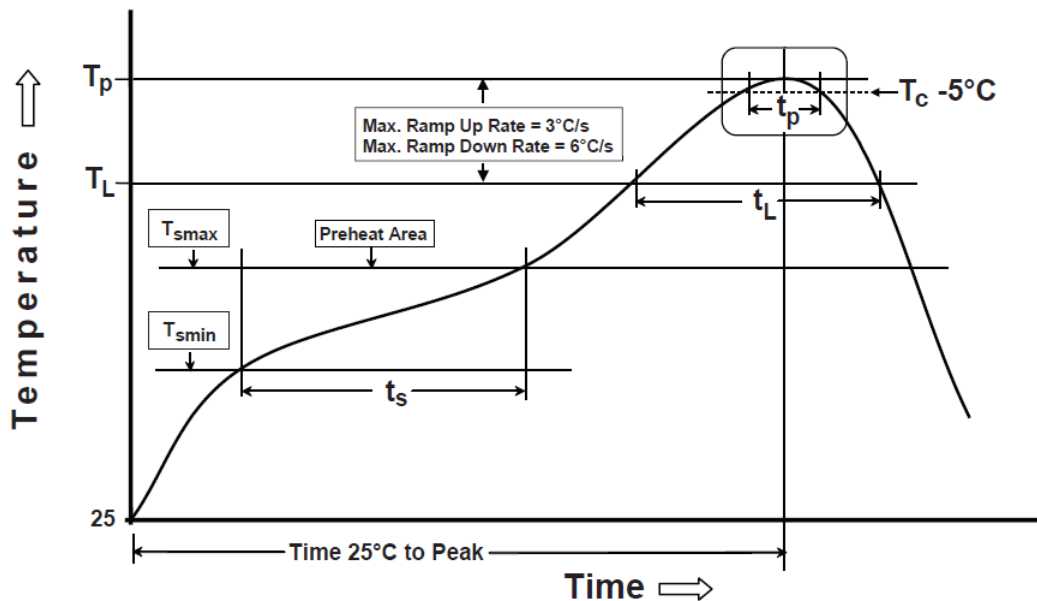
3. Recommended Reflow Soldering Profile

The products can be assembled following Pb-free assembly. According to the Standard IPC/ JEDEC J-STD-020C, the temperature profile suggested is as follow:

Phase	Profile features	Pb-Free Assembly (SnAgCu)
PREHEAT	-Temperature Min(T_{smin}) -Temperature Max(T_{smax}) -Time(t_s) form (T_{smin} to T_{smax})	150° C 200° C 60-180 seconds
RAMP-UP	Avg. Ramp-up Rate (T_{smax} to TP)	3° C /seconds max
REFLOW	-Temperature(T_L) -Total Time above T_L (t_L)	217° C 60-150 seconds
PEAK	-Temperature(T_P) -Time(t_p)	260° C 20-40 seconds
RAMP-DOWN	Rate	6° C /seconds max
Time from 25°C to Peak Temperature		8 minutes max
Composition of solder paste		96.5Sn/3Ag/0.5Cu
Solder Paste Model		SHENMAO PF606-P26

Note: All the temperature measure point is on top surface of the component, if temperature over recommend, it will make component surface peeling or damage.

The graphic shows temperature profile for component assembly process in reflow ovens



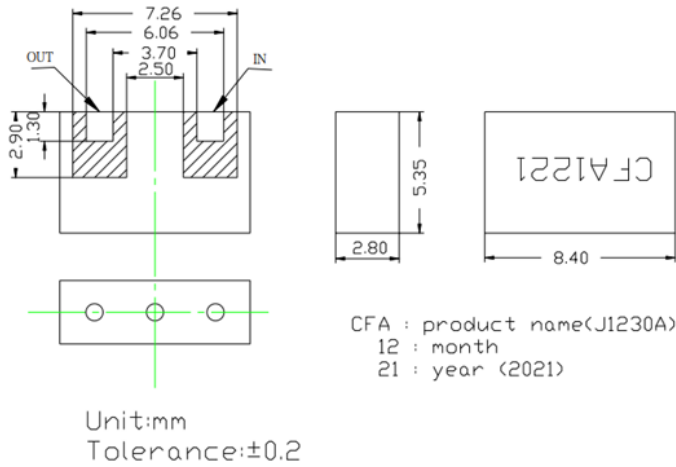
Soldering With Iron:

Soldering condition : Soldering iron temperature 270 ± 10 °C

Apply preheating at 120°C for 2-3 minutes. Finish soldering for each terminal within 3 seconds, if soldering iron over temperature 270 ± 10 °C or 3 seconds, it will make component surface peeling or damage. Soldering iron can not leakage of electricity.

4.DIMENSION AND PCB LAYOUT

4-1 SHAPE AND DIMENSION



4-2 PCB RECOMMENDED PATTERN FOR FILTER

