


**CF1000**

**5887.5 MHz  
LTCC Filter**



- Complies with Directive 2002/95/EC (RoHS)
- AEC-Q200 Qualified

**Absolute Maximum Ratings**

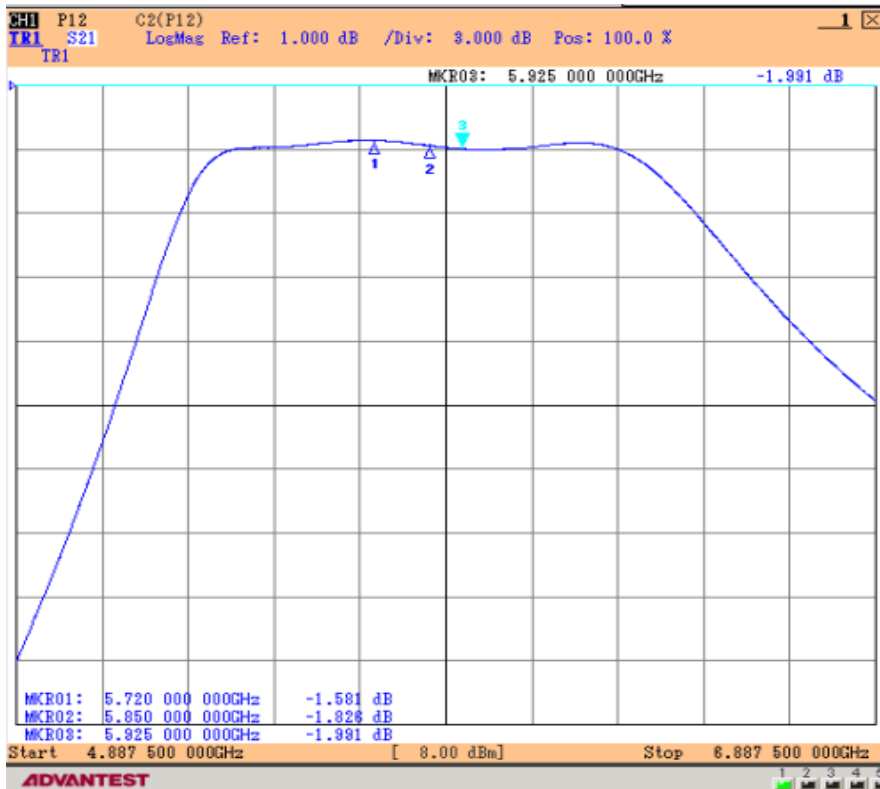
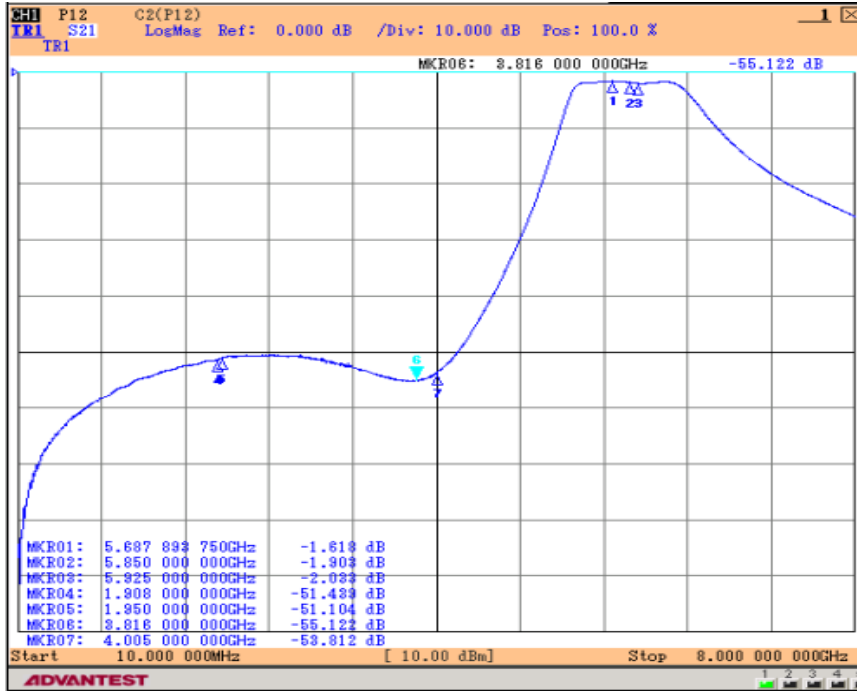
Rating	Value
Input Power	1W
Operating Temperature Range	-40° to +150°C
Storage Temperature Range	-40°C to +150°C
Moisture Sensitivity Level: 1	

**Electrical Characteristics**

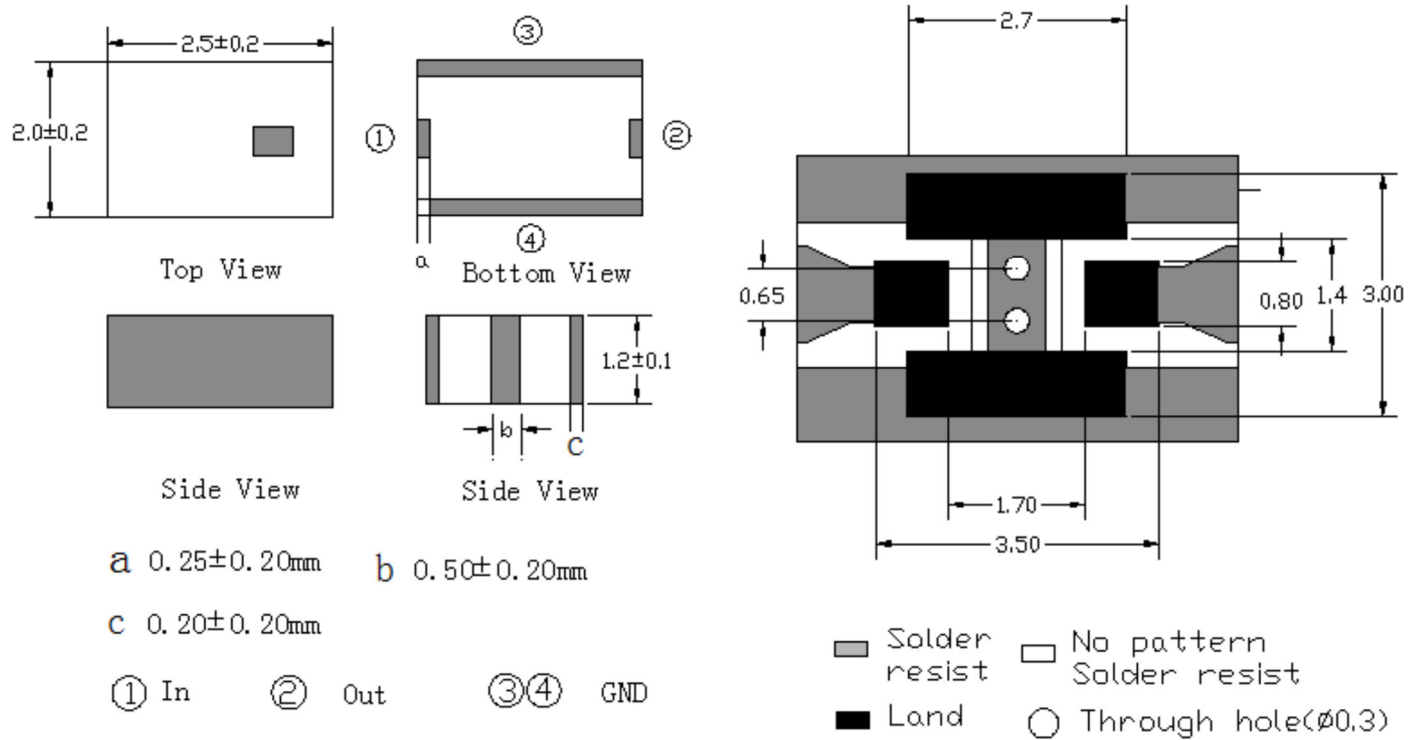
Characteristic	Unit	Min.	Typ.	Max.
Center Frequency	MHz	5850	5887.5	5925
Insertion Loss (5850 ~ 5925) 25°C IL	dB	1.8	2.0	2.5
Insertion Loss (5850 ~ 5925) -40°C~125°C	dB	2.4	2.8	3.2
Insertion Loss (5850 ~ 5925) -40°C~150°C	dB	2.6	2.9	3.5
Band Width 5850 ~ 5925	MHz	75	80	90
Return Loss (in BW)	dB	10	13	30
Attenuation (dB)				
1908 ~ 1950 MHz	dB	50	52	70
3816 ~ 3900 MHz	dB	47	55	83
11450 ~ 11700 MHz	dB	25	36	45
In/Output Impedance	Ω	50		
Input Power (max.)	1W			

Case Style	SM2520-4, 2.50 x 2.00 mm
------------	--------------------------

# Frequency Characteristics



## Dimensions (unit mm)

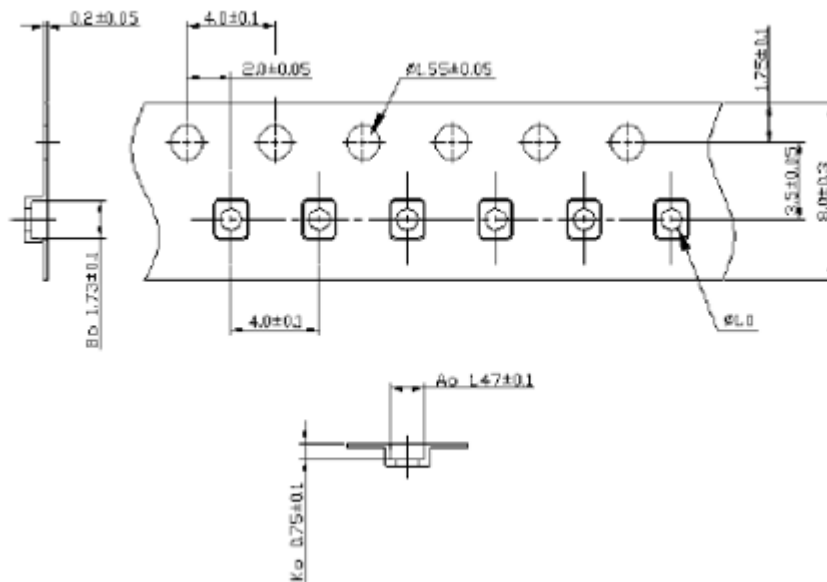
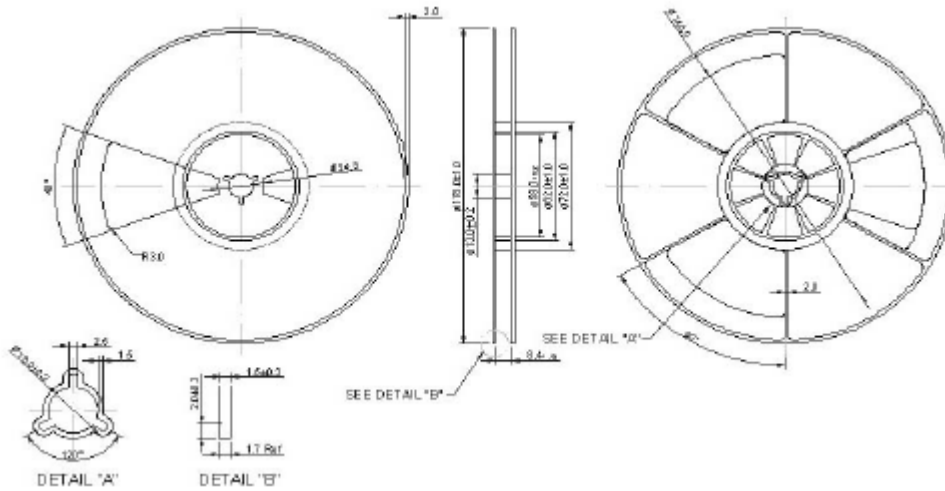


※Line width should be designed to match  $50\Omega$  characteristic impedance, depending on PCB material and thickness.

# Tape and Reel Specifications

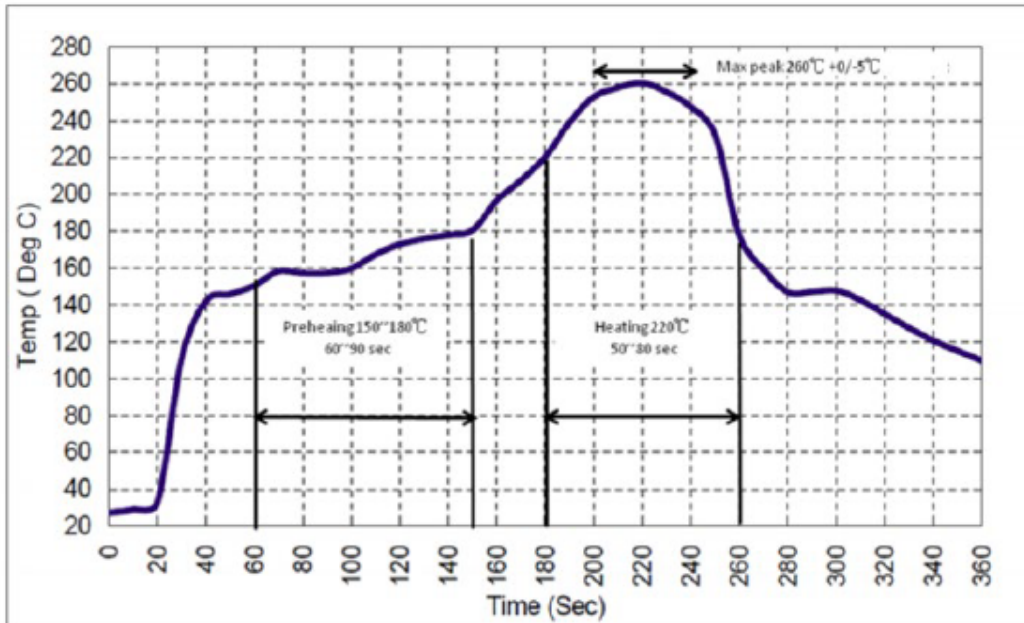
## Tape and Reel Standard per ANSI/EIA-481

### Reel Dimensions – 7" = 3000



## Recommended Reflow Profile

1. Preheating shall be fixed at 150~180°C for 60~90 seconds.
2. Ascending time to preheating temperature 150°C shall be 30 seconds min.
3. Heating shall be fixed at 220°C for 50~80 seconds and at 260°C +0/-5°C peak (10 seconds).
4. Time: 5 times maximum.



**CAUTION: Electrostatic Sensitive Device. Observe precautions for handling.**

### NOTES:

1. The design, manufacturing process, and specifications of this device are subject to change.
2. US or International patents may apply.
3. This component was always RoHS compliant from the first date of manufacture.